

Com elaborem un  
DMP amb  
CORA.eiNa  
DMP?




# Com elaborem un DMP amb CORA.eiNa DMP?

## Què és CORA.eiNa DMP?

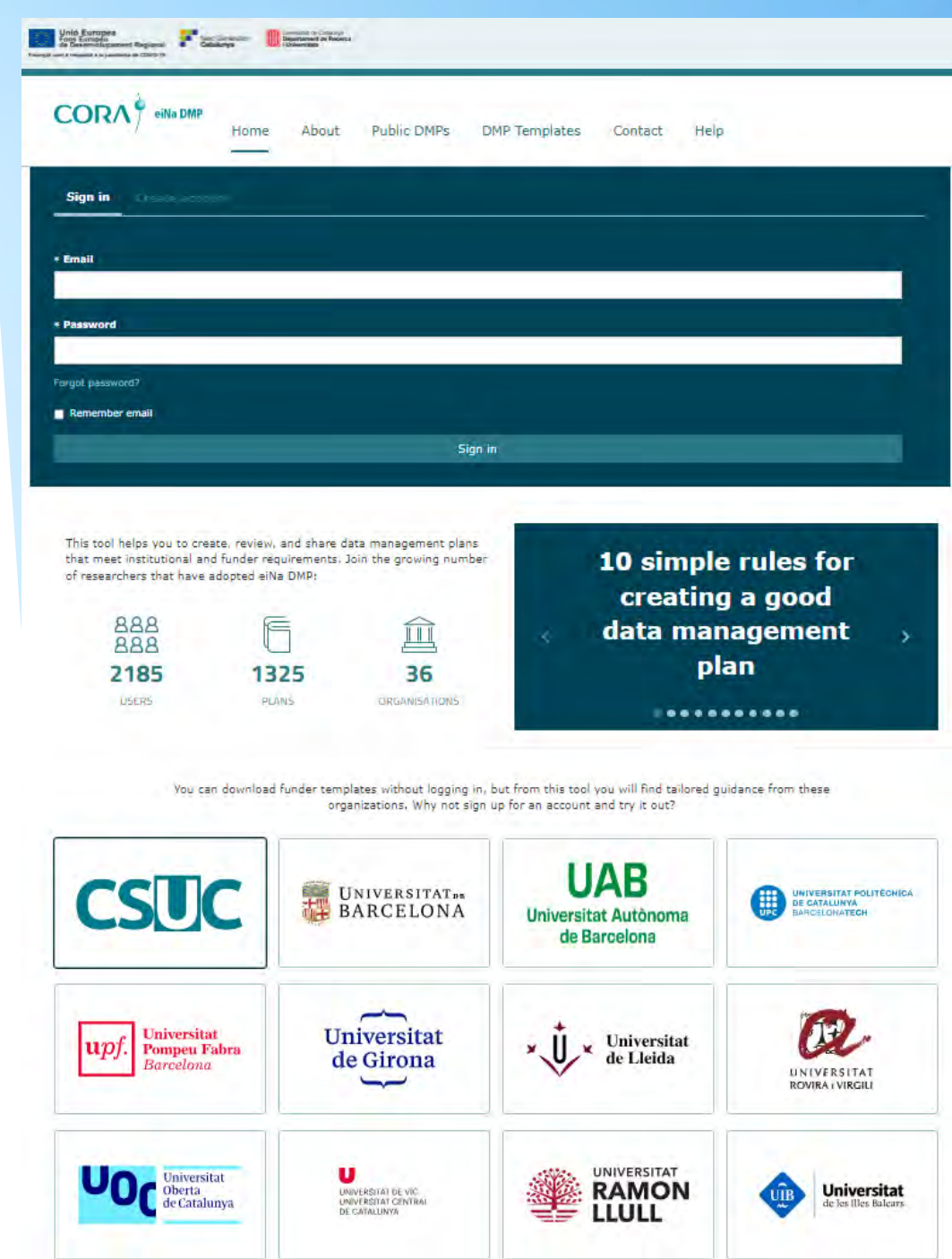
<https://dmp.csuc.cat/>

### Eina en línia gratuïta que permet:

- Crear
- Compartir
- Revisar
- Exportar



Complir amb els requisits institucionals i altres organismes de finançament, de manera fàcil i a través de plantilles.



The screenshot shows the CORA.eiNa DMP website. At the top, there are logos for the European Union, the Government of Catalonia, and the University of Girona. The navigation menu includes Home, About, Public DMPs, DMP Templates, Contact, and Help. The main content area features a sign-in form with fields for Email and Password, a 'Forgot password?' link, and a 'Remember email' checkbox. Below the form, there is a promotional banner for '10 simple rules for creating a good data management plan'. Underneath the banner, three statistics are displayed: 2185 USERS, 1325 PLANS, and 36 ORGANISATIONS. A text block explains that users can download funder templates without logging in but that the tool provides tailored guidance from participating organizations. At the bottom, a grid of logos for various Catalan universities is shown, including CSUC, Universitat de Barcelona, UAB, Universitat Politècnica de Catalunya, Universitat Pompeu Fabra, Universitat de Girona, Universitat de Lleida, Universitat Rovira i Virgili, UOC, Universitat de Vic, Universitat Ramon Llull, and Universitat de les Illes Balears.

## Com a investigadors

- Podeu registrar-vos gratuïtament i associar-vos a la vostra institució

[Sign in](#) [Create account](#)

\* **First Name**

\* **Last Name**

\* **Email**

\* **Organisation**

\* **Password**

Show password

\*  I accept the terms and conditions

Create account

## Què podreu fer?

- Veure el menú personalitzat de la vostra institució i contactar-hi si teniu dubtes
- Personalitzar-vos el perfil
- Crear DMPs
- Tenir un historial de tots els plans creats a l'apartat “My dashboard”

Unió Europea Fons Europeu de Desenvolupament Regional  
Next Generation Catalunya  
Generalitat de Catalunya Departament de Recerca i Universitats  
Finançat com a resposta a la pandèmia de COVID-19

CORA eiNa DMP

My Dashboard **Create plans** Reference Contact Help **May Cerrillo**

**UNIVERSITAT RAMON LLULL**  
Research and innovation  
Research and Innovation Office

### My Dashboard

The table below lists the plans that you have created, and that have been shared with you by others. You can edit, share, download, make a copy, or remove these plans at any time.

Project Title	Template	Edited	Role	Test	Visibility	Shared	Actions
Prova 1 IQS_2024	Horizon Europe	04-04-2024	Owner	<input type="checkbox"/>	Private	No	Actions

**Create plan**

## En el perfil d'usuari podreu

- Editar el vostre nom i cognoms
- Vincular l'ORCID al vostre perfil
- Modificar la contrasenya
- Seleccionar les preferències en les notifikacions

The screenshot shows the user profile editing interface. At the top, there are logos for the European Union, Next Generation Catalunya, and the Department of Research and Innovation at the University of Ramon Llull. The main header includes the CORA logo and navigation links: My Dashboard, Create plans, Reference, Contact, and Help. The user's name, May Cerrillo, is displayed in the top right. Below the header, the Universitat Ramon Llull logo and name are shown, along with links for Research and innovation and the Research and Innovation Office. The main content area is titled 'Edit profile' and features a dark blue navigation bar with tabs for Personal Details (selected), Password, and Notification Preferences. A note states: 'Please note that your email address is used as your username. If you change this, remember to use your new email address on sign in. You can edit any of the details below.' The form contains the following fields: Email (may.cerrillo@iqs.url.edu), First name (May), Last name (Cerrillo), and Organisation (Universitat Ramon Llull). There is also an ORCID section with a 'Create or connect your ORCID ID' button and an Institutional credentials section. A 'Save' button is located at the bottom.

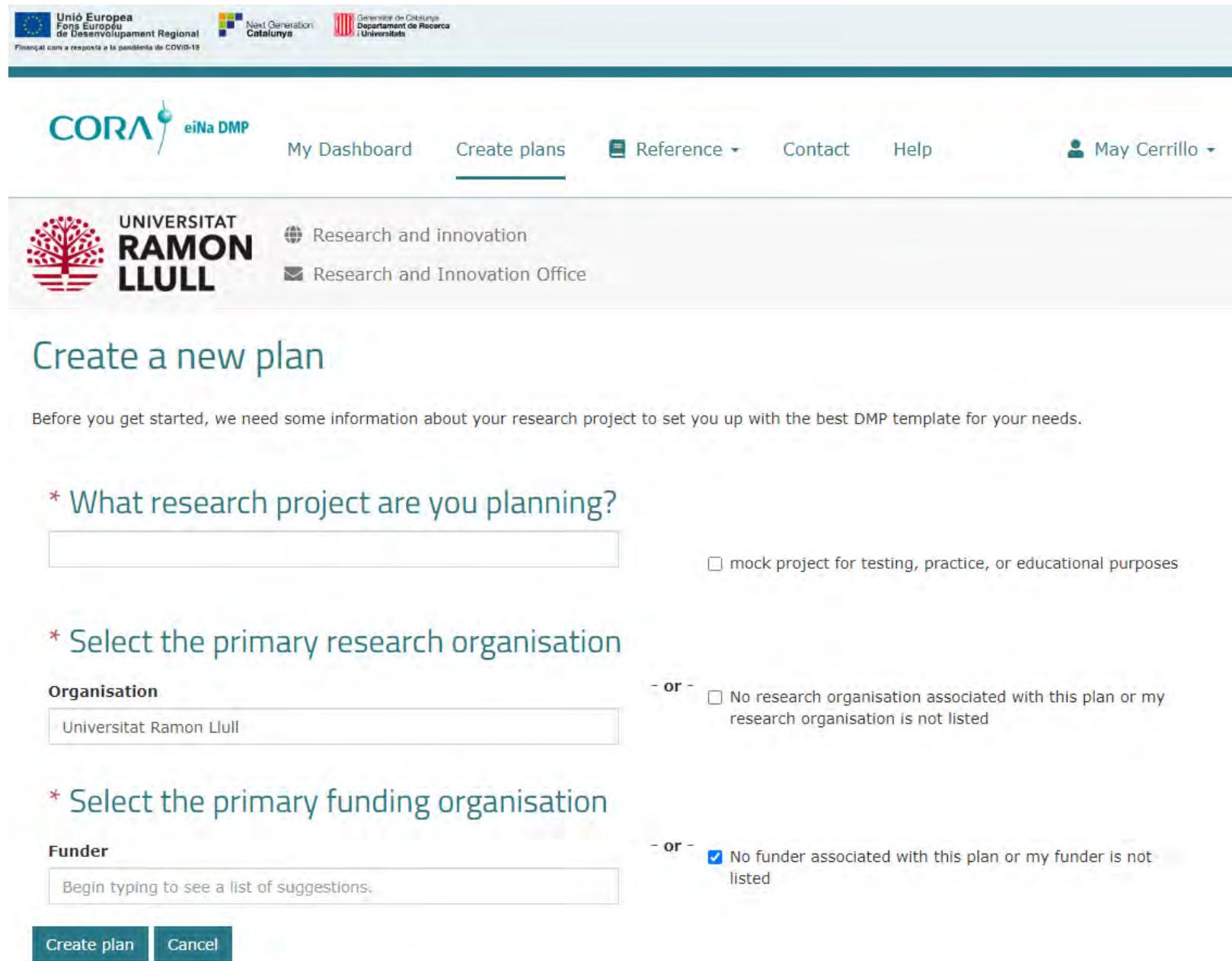
# Per crear un DMP

- Anar a *Create plans* i afegir la següent informació:
  - Títol del DMP
  - Vincular-ho a la institució
  - Seleccionar l'agència de finançament o el tipus de DMP que volem fer:

## Attention

To help you write your plan, select the guidance of your funder

- Horizon 2020
- European Research Council
- Plan Estatal
- Horizon Europe



The screenshot shows the 'Create a new plan' page on the CORA eiNa DMP platform. At the top, there are logos for the European Union, Next Generation Catalunya, and the Government of Catalonia. The navigation bar includes 'My Dashboard', 'Create plans' (highlighted), 'Reference', 'Contact', 'Help', and a user profile for 'May Cerrillo'. Below the navigation bar, the 'UNIVERSITAT RAMON LLULL' logo is displayed, along with 'Research and innovation' and 'Research and Innovation Office' links. The main heading is 'Create a new plan', followed by a sub-heading: 'Before you get started, we need some information about your research project to set you up with the best DMP template for your needs.'

The form contains three main sections, each with a red asterisk indicating a required field:

- What research project are you planning?**: A text input field with a placeholder. To its right is a checkbox labeled 'mock project for testing, practice, or educational purposes'.
- Select the primary research organisation**: A dropdown menu with 'Universitat Ramon Llull' selected. To its right is a radio button labeled '- or -' with the text 'No research organisation associated with this plan or my research organisation is not listed'.
- Select the primary funding organisation**: A dropdown menu with 'Begin typing to see a list of suggestions.' as a placeholder. To its right is a radio button labeled '- or -' with a checked box and the text 'No funder associated with this plan or my funder is not listed'.

At the bottom of the form are two buttons: 'Create plan' and 'Cancel'.

# Quins apartats ens trobarem per cada DMP?

➤ A *Project Details* cal omplir tot allò que fa referència al projecte

Triar quina ajuda vols visualitzar

Disciplina

Indicar l'inici i el final del projecte

Explicació de les qüestions ètiques

L'agència de finançament

Indicar l'estat del projecte

The screenshot shows the 'Project Details' form with the following sections and annotations:

- Project title:** Prova 2 IQS\_2024
- mock project for testing, practice, or educational purposes
- Project abstract:** Rich text editor with formatting options (B, I, list, link, table).
- Research domain:** Dropdown menu with a callout box listing options: Agricultural Sciences, Arts and Humanities, Astronomy and Astrophysics, Business and Management, Chemistry, Computer and Information Science, Earth and Environmental Sciences, Engineering, Law, Mathematical Sciences, Medicine, Health and Life Sciences, Physics, Social Sciences, Other.
- Project Start:** dd/mm/yyyy
- Project End:** dd/mm/yyyy
- ID:** 4196
- Research outputs may have ethical concerns (with callout to 'Describe any ethical concerns' text area)
- Funder:** Text input with suggestions.
- Funding status:** Dropdown menu with options: Planned, Funded, Denied.
- Attention box:** To help you write your plan, select the guidance of your funder. Options:  Horizon 2020,  European Research Council,  Plan Estatal,  Horizon Europe. **Save** button.

## Apartats que ens trobarem per cada DMP

- A *Contributors* cal afegir tot el personal relacionat amb el DMP

The screenshot displays the CORA eiNa DMP system interface. At the top, there are logos for the European Union, the Next Generation Catalunya program, and the Government of Catalonia's Department of Research and Universities. The main header includes the CORA eiNa DMP logo and navigation links: My Dashboard, Create plans, Reference, Contact, Help, and a user profile for May Cerrillo. Below this is the Universitat Ramon Llull logo and contact information for the Research and Innovation Office. The main content area is titled 'Prova 1 IQS\_2024' and features a dark navigation bar with tabs: Project Details, Contributors (selected), Plan overview, Write Plan, Research Outputs, Share, Request feedback, and Download. The 'New contributor' form is the central focus, with a 'View all contributors' button in the top right. The form fields include: Name, Email, ORCID, and Affiliation (pre-filled with 'Universitat Ramon Llull'). The 'Roles' section has the instruction 'Select each role that applies to the contributor.' and four checkboxes: Data Manager, Principal Investigator, Project Administrator, and Other. At the bottom of the form are 'Save' and 'Cancel' buttons.

Es poden identificar diferents rols



# Apartats que ens trobarem per cada DMP

- A *Plan overview* s'informa del formulari utilitzat

The screenshot displays the CORA eiNa DMP web application. At the top, there are logos for the European Union, the Regional Development Fund, Next Generation Catalunya, and the Catalan Government's Department of Research and Universities. The main navigation bar includes 'My Dashboard', 'Create plans', 'Reference', 'Contact', and 'Help', along with a user profile for 'May Cerrillo'. Below this, the 'UNIVERSITAT RAMON LLULL' logo is shown, along with 'Research and innovation' and 'Research and Innovation Office' links. The main content area is titled 'Prova 1 IQS\_2024' and features a dark blue navigation bar with tabs for 'Project Details', 'Contributors', 'Plan overview' (which is active), 'Write Plan', 'Research Outputs', 'Share', 'Request feedback', and 'Download'. The 'Plan overview' section is titled 'Horizon Europe' and contains the following text:

This plan is based on the "Horizon Europe" template provided by Universitat Ramon Llull.

The Horizon Europe Model Grant Agreement requires that a data management plan ("DMP") is established and regularly updated. The use of this template is recommended for Horizon Europe beneficiaries. In completing the sections of the template the requirements for research data management of Horizon Europe as described in article 17 and analysed in the Annotated Grant Agreement, article 17, must be addressed.

This tool is intended to support researchers in creating their Data Management Plans. It is specifically aimed at projects financed under the EU's Horizon Europe programme.

This tool was prepared by the CSUC's Working Group to Support Research, which is composed of representatives from the following universities: University of Barcelona, Universitat Autònoma de Barcelona, Universitat Politècnica de Catalunya, Pompeu Fabra University, University of Girona, University of Lleida, Universitat Rovira i Virgili, Open University of Catalonia, University of Vic-Central University of Catalonia, Ramon Llull University, Universitat de les Illes Balears and Universitat Jaume I.

**Template version 0, published on 08 September 2023**

Instructions

1. Data summary

- What is the purpose of the data generation or re-use and its relation to the objectives of the project?
- What types and formats of data will the project generate or re-use?
- Will you re-use any existing data and what will you re-use it for?
- What is the origin/provenance of the data, either generated or re-used?
- What is the expected size of the data that you intend to generate or re-use?
- To whom might your data be useful ('data utility'), outside your project?

A 'Write plan' button is visible in the bottom right corner of the page.

# Apartats que ens trobarem per cada DMP

- A *Write Plans* trobarem:
  - Un formulari que replica els requeriments de l'agència
  - Una sèrie de guies i ajudes per ajudar a saber què cal incloure en cada camp del formulari
  - Uns exemples reals de DMPs presentats a la Comissió Europea
  - La possibilitat de deixar comentaris pels col·laboradors del DMP

The screenshot shows the CORA eiNa DMP interface. At the top, there are logos for the European Union, Next Generation Catalunya, and the Generalitat de Catalunya. The main header includes the CORA eiNa DMP logo and navigation links: My Dashboard, Create plans, Reference, Contact, Help, and a user profile for May Cerrillo. Below this is the Universitat Ramon Llull logo and contact information for the Research and Innovation Office. The main content area is titled 'Prova 1 IQS\_2024' and features a navigation bar with tabs: Project Details, Contributors, Plan overview, Write Plan (active), Research Outputs, Share, Request feedback, and Download. Below the navigation bar, there is a progress indicator 'expand all | collapse all' and a counter '0/21'. A list of tasks is displayed, each with a plus sign on the right. The first five tasks are highlighted with a red border:

1. Data summary (0 / 6)	+
2. FAIR data (0 / 4)	+
3. Other research outputs (0 / 2)	+
4. Allocation of resources (0 / 4)	+
5. Data security (0 / 2)	+
6. Ethics (0 / 1)	+
7. Other issues (0 / 1)	+
8. Further support in developing your DMP (0 / 1)	+

# Apartats que ens trobarem per cada DMP

- **A Write Plans** trobarem:
  - Un formulari que replica els requeriments de l'agència
  - Una sèrie de guies i ajudes per ajudar a saber què cal incloure en cada camp del formulari
  - Uns exemples reals de DMPs presentats a la Comissió Europea
  - La possibilitat de deixar comentaris pels col·laboradors del DMP

The screenshot displays two sections of a DMP form. The top section is titled "5. Data security (0 / 2)". It contains a question: "What provisions are or will be in place for data security (including data recovery as well as secure storage/archiving and transfer of sensitive data)?". Below the question is a rich text editor with a toolbar containing icons for bold (B), italic (I), bulleted list, numbered list, link, and table. A "Save" button is located below the editor. An "EC example answer" is provided with the number "4881". To the right of the editor is a sidebar with a "Comments & Guidance" tab, which is currently active. The sidebar shows a "Guidance" tab and a "Comments" tab. Below the tabs is a dark blue header with "EC" and a question: "5.A What provisions are or will be in place for data security (including data recovery as well as secure storage/archiving and transfer of sensitive data)?". A plus sign (+) is visible at the end of the question. The bottom section of the form is titled "Will the data be safely stored in trusted repositories for long term preservation and curation?". It also features a rich text editor with the same toolbar, a "Save" button, and an "EC example answer" with the number "4881". The sidebar on the right is identical to the one above, showing the "Comments & Guidance" tab and the question: "5.B Will the data be safely stored in trusted repositories for long term preservation and curation?".

# Apartats que ens trobarem per cada DMP

- A *Research outputs* podrem indicar els diferents outputs que generarem i dir com seran i on es trobaran
  - Indicar l'output de la recerca
  - Informar si conté dades sensibles o personals
  - Indicar un repositori registrat a Re3Data, com CORA.RDR





Project Details Contributors Plan overview Write Plan **Research Outputs** Share Request feedback Download

## New research output View all research outputs

Type  
- Please select one -

Title  Abbreviation

Description

**B** *I*    

May contain sensitive data?  May contain personally identifiable information?

### Intended repositories

[Add a repository](#)

### Metadata standards

[Add a metadata standard](#)

Anticipated release date

Initial access level

Initial license

For guidance on selecting a license:  
<https://creativecommons.org/about/cclicenses/>

[Save](#) [Cancel](#)

# Apartats que ens trobarem per cada DMP

- A *Share* podem:
  - Definir quin el nivell de visibilitat del nostre DMP (privat, a nivell organitzatiu i públic)
  - Gestionar els col·laboradors en el DMP (co-editors, editors i lectors)
  - A Research outputs podem indicar els diferents outputs que generarem i dir com seran i on es trobaran

## Set plan visibility

Public or organisational visibility is intended for finished plans. You must answer at least 50% of the questions to enable these options. Note: test plans are set to private visibility by default.

- Private: visible to me, specified collaborators and administrators at my organisation
- Organisation: anyone at my organisation can view
- Public: anyone can view

## Manage collaborators

Invite specific people to read, edit, or administer your plan. Invitees will receive an email notification that they have access to this plan.

Email address	Permissions
may.cerrillo@iqs.url.edu	Owner

## Invite collaborators

Email

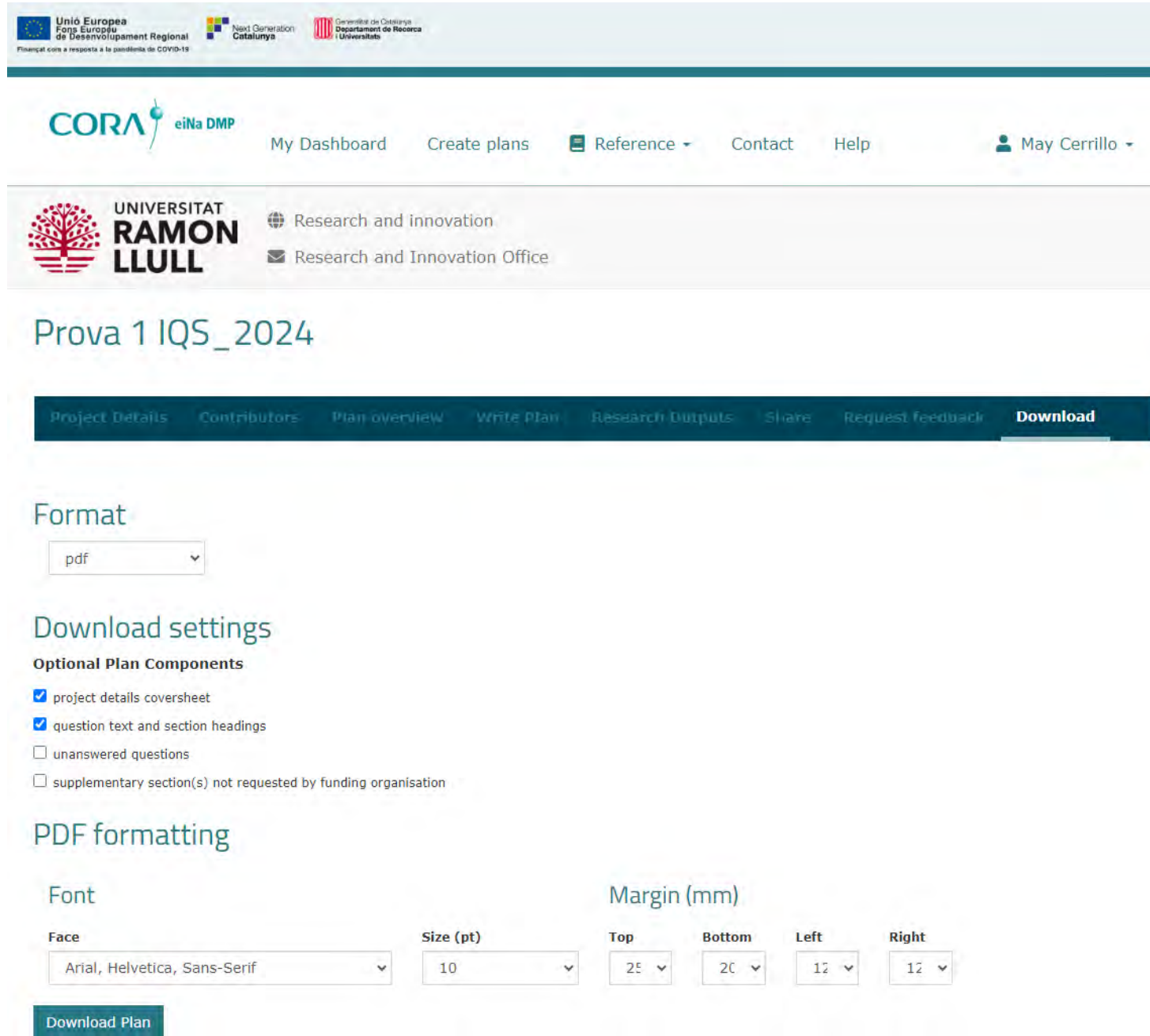
\* Permissions

- Co-owner
- Editor
- Read only

Submit

# Apartats que ens trobarem per cada DMP

- A *Download* podrem:
  - Establir què volem incloure
    - La coberta
    - Els títols de les seccions i les preguntes
    - Les preguntes buides
  - El format de sortida
    - CSV
    - HTML
    - PDF
    - TEXT
    - DOCX



The screenshot shows the CORA eiNa DMP interface. At the top, there are logos for the European Union, Next Generation Catalunya, and the University of Catalonia. The main navigation bar includes 'My Dashboard', 'Create plans', 'Reference', 'Contact', and 'Help'. The user 'May Cerrillo' is logged in. Below the navigation, the 'UNIVERSITAT RAMON LLULL' logo is displayed, along with 'Research and innovation' and 'Research and Innovation Office'. The main content area is titled 'Prova 1 IQS\_2024'. A dark blue navigation bar contains links for 'Project Details', 'Contributors', 'Plan overview', 'Write Plan', 'Research Outputs', 'Share', 'Request feedback', and 'Download'. The 'Download' link is highlighted. Below this, the 'Format' section shows a dropdown menu set to 'pdf'. The 'Download settings' section includes 'Optional Plan Components' with checkboxes for 'project details coversheet', 'question text and section headings', 'unanswered questions', and 'supplementary section(s) not requested by funding organisation'. The 'PDF formatting' section includes 'Font' settings (Face: Arial, Helvetica, Sans-Serif; Size: 10 pt) and 'Margin (mm)' settings (Top: 25, Bottom: 20, Left: 12, Right: 12). A 'Download Plan' button is located at the bottom.

# Apartats que ens trobarem per cada DMP

- A *Request Feedback* es pot sol·licitar una revisió del DMP a la institució (sempre i quan la institució ho tingui activat)

The screenshot displays the CORA eiNa DMP interface. At the top, there are logos for the European Union (Unió Europea Fons Europeu de Desenvolupament Regional), Next Generation Catalunya, and the Generalitat de Catalunya (Departament de Recerca i Universitats). Below these, the CORA eiNa DMP logo is visible, along with navigation links: My Dashboard, Create plans, Reference (with a dropdown arrow), Contact, and Help. A user profile for May Cerrillo is shown on the right. The main content area features the Universitat Ramon Llull logo and contact information for the Research and Innovation Office. The title of the DMP is 'Prova 1 IQS\_2024'. A dark blue navigation bar contains the following options: Project Details, Contributors, Plan overview, Write Plan, Research Outputs, Share, Request feedback (highlighted), and Download. Below this bar, the heading 'Request expert feedback' is followed by a text box for a message and a 'Request feedback' button.

Unió Europea  
Fons Europeu de Desenvolupament Regional  
Finançat com a resposta a la pandèmia de COVID-19

Next Generation  
Catalunya

Generalitat de Catalunya  
Departament de Recerca i Universitats

CORA eiNa DMP

My Dashboard Create plans Reference Contact Help

May Cerrillo

UNIVERSITAT RAMON LLULL

Research and innovation  
Research and Innovation Office

Prova 1 IQS\_2024

Project Details Contributors Plan overview Write Plan Research Outputs Share Request feedback Download

## Request expert feedback

Click below to give data management staff at Universitat Ramon Llull, the Plan Owner's org, access to read and comment on your plan.

message

You can continue to edit and download the plan in the interim.

Request feedback

# Exemple DMP

## What is the origin/provenance of the data, either generated or re-used?

All generated data is obtained directly (audio-visual recordings) or indirectly (categorized data) from the experimental procedure conducted with the test animals by the collaborating researchers.

## What is the expected size of the data that you intend to generate or re-use?

We expect that our data will reach a total size of about 10Gb.

## To whom might your data be useful ('data utility'), outside your project?

The data might be useful to any researcher planning on replicating the studies conducted by us. Furthermore, it might be useful for researchers working on related topics as for they might be able to obtain important additional informations on e.g. the experimental setup used in our study.

## 2. FAIR data

### 2.1. Making data findable, including provisions for metadata

The generated data will be uploaded to the B2SHARE data repository of EUDAT. Upon submission of research manuscripts to the respective journals, information on the availability of data will be provided.

### 2.2 Making data accessible

Once uploaded to the B2SHARE data repository, our data is open to be accessed via this platform.

### 2.3 Making data interoperable

We will convert our data into commonly-used data formats such as .mp4 or .wmv for audio-visual data and .xlsx or .txt formats for the categorized quantitative data. The broad compatibility of these formats is ought to ensure its interoperability.

### 2.4 Increase data re-use (through clarifying licenses)

To ensure that our data can be efficiently reused, we will make it available under an open license. We intent to use a CC0 license, since it does not place restrictions on the reuse of the data.



# DMP públics

➤ Cal haver respost el 50% de les preguntes per fer el pla públic

The screenshot shows the CORA.eiNa DMP service interface. At the top, there are logos for the European Union, Next Generation Catalunya, and the Government of Catalonia. The main navigation bar includes 'Project Details', 'Contributors', 'Plan overview', 'Write Plan', 'Research Outputs', 'Share' (highlighted with a red box), 'Request feedback', and 'Download'. The user profile 'May Cerrillo' is visible. A dropdown menu is open, showing 'Public DMPs' (highlighted with a red box) and 'DMP Templates'. The 'Public DMPs' section includes a search bar and a table of plans. The 'Set plan visibility' form is also visible, with the 'Public: anyone can view' option selected (highlighted with a red box). The 'Manage collaborators' section shows a table with one collaborator, 'may.cerrillo@iqs.url.edu', with 'Owner' permissions. The 'Invite collaborators' form is also visible, with an email input field and a 'Submit' button.

Unió Europea Fons Europeu de Desenvolupament Regional  
Next Generation Catalunya  
Govern de Catalunya Departament de Recerca i Universitats

Finançat amb a resposta a la pandèmia de COVID-19

CORA eiNa DMP  
My Dashboard Create plans Reference Contact Help May Cerrillo

UNIVERSITAT RAMON LLULL  
Research and innovation  
Research and Innovation Office

Public DMPs  
DMP Templates

### Public DMPs

Public DMPs are plans created using the CORA.eiNa DMP service and shared publicly by their owners. They are not vetted for quality, completeness, or adherence to funder guidelines.

Search

Project Title	Template	Organisation	Owner	Download
BIG4LIFE (Building-integrated Greenery): Collaborative xeriscaping-based maintenance and monitoring in Mediterranean cities	Horizon 2020 FAIR DMP	Universitat de Lleida	Gabriel Pérez	
Autismo en contextos compasivos	Doctorand (en castellano)	Universitat de Lleida	Matias Rodriguez Lora	
Population and Lifestyles During the Upper Pleistocene and Holocene in the Eastern Prepyrenees (PREHISTOPIRINEO)	Plan Estatal (in English)	Universitat Autònoma de Barcelona	Xavier Roda Gilabert	

### Set plan visibility

Public or organisational visibility is intended for finished plans. You must answer at least 50% of the questions to enable these options. Note: test plans are set to private visibility by default.

Private: visible to me, specified collaborators and administrators at my organisation

Organisation: anyone at my organisation can view

Public: anyone can view

### Manage collaborators

Invite specific people to read, edit, or administer your plan. Invitees will receive an email notification that they have access to this plan.

Email address	Permissions
may.cerrillo@iqs.url.edu	Owner

### Invite collaborators

Email

\* Permissions

Co-owner

Editor

Read only

Submit

IQS  
Biblioteca  
UNIVERSITAT RAMON LLULL

# Per contactar amb les institucions: CONTACT

Unió Europea Fons Europeu de Desenvolupament Regional Financiat com a resposta a la pandèmia de COVID-19

Next Generation Catalunya

Generalitat de Catalunya Departament de Recerca i Universitats

CORA eiNa DMP

My Dashboard Create plans Reference Contact Help

May Cerrillo

UNIVERSITAT RAMON LLULL

Research and innovation

Research and Innovation Office

## Contact

If you have any questions to create a data management plan, please contact directly with your institution:

Institution	Email
Universitat de Barcelona	crai-recerca@ub.edu
Universitat Politècnica de Catalunya	info.biblioteques@upc.edu
Universitat Pompeu Fabra	repositori@upf.edu
Universitat de Girona	biblioteca.projectes@udg.edu
Universitat Autònoma de Barcelona	www.bib.uab.cat/pregunta/pregunta.php
Universitat de Lleida	repositori@udl.cat
Universitat Rovira i Virgili	sgpcplus@urv.cat
Universitat Oberta de Catalunya	ciencia_oberta@uoc.edu
Universitat de Vic - Universitat Central de Catalunya	suport.recerca@uvic.cat
Universitat Ramon Llull	vicerectorat.recerca@url.edu

# Per contactar amb les institucions: HELP

Panel / Inici

## CORA.eiNa DMP

Creado por Mireia Alcalá, modificado por última vez en oct 19, 2023

**Els projectes finançats en el marc del programa Horizon Europe de la Comissió Europea cal que elaborin un Pla de Gestió de Dades (en anglès DMP, Data Management Plan) seguint els principis FAIR (Findable, Accessible, Interoperable i Reusable).**

Per a una correcta gestió de dades de recerca cal planificar des de l'inici del projecte com es crearan o recopilaran les dades de recerca, processaran, emmagatzemaran, publicaran i reutilitzaran en un pla de gestió de dades o DMP, en les seves sigles en anglès de *Data Management Plan*.

### Què és un pla de gestió de dades o DMP?

El **Pla de Gestió de Dades (PGD)** o **Data Management Plan (DMP)** és un document que descriu com gestionaràs i organitzaràs les dades del teu projecte de recerca. Aquest document ajuda a organitzar-te a partir de preguntes específiques sobre la recopilació i l'anàlisi de les dades que utilitzaràs durant la teva recerca.

### Com fer un pla de gestió de dades?

L'eina en línia i gratuïta anomenada "CORA.eiNa DMP" permet redactar DMPs pels diferents organismes de finançament o col·lectius, consultar les guies citades anteriorment, compartir els plans amb d'altres investigadors atorgant permisos de lectura, escriptura o co-administració, sol·licitar la revisió dels plans pel servei de suport a la gestió de dades de la universitat i exportar els plans amb diferents formats per presentar-los als organismes de finançament.

A continuació, podeu visualitzar un vídeo que n'explica el funcionament:



#### Accés directe



#### Guia d'ús de CORA.eiNa DMP

Aquí podreu trobar una guia sobre com utilitzar CORA.eiNa DMP:

- Gestió del compte d'usuari
  - Create account
  - Edit profile
- Crear un pla de gestió de dades
  - Create a new plan
  - Project details
  - Contributors
  - Plan Overview
  - Write Plan
  - Research Outputs
  - Share
  - Request feedback
  - Download

Com  
elaborem  
un DMP  
amb  
CORA.eiNa  
DMP?



**IQS**

**UNIVERSITAT RAMON LLULL**